
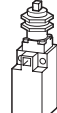







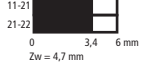

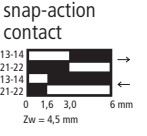
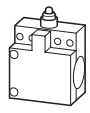
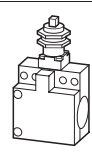

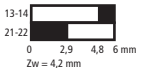

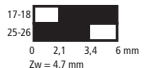



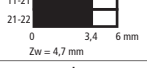

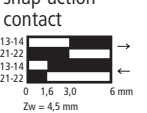


AT 0 Compact Oiltight Limit Switches

Complete Units

NEMA 4, 13 / IEC IP 65 / CE

Limit Switches

Contact		Contact Sequence		Plunger		Plunger	
N.O. = normally open N.C. = normally closed ⊕ = safety function with positively opening contacts to IEC/EN 60 947-5-1		■ closed □ open Zw = positive opening clearance to IEC/EN 60 947-5-1		EN 50 047 Form B Basic unit Type		Single hole mounting	
N.O. N.C.				Article No.		Article No.	
				Price		Price	
				see price list		see price list	
Complete units							
totally insulated							
Narrow enclosures							
							
1	1 ⊕		 Zw = 4,2 mm	AT0-11-1-I 095406		AT0-11-1-I/ZS 036069	
1	1 ⊕		 Zw = 4,7 mm	AT0-11-2-I 097779		AT0-11-2-I/ZS 076410	
2	- -		 Zw = 4,7 mm	AT0-20-1-I 002860		AT0-20-1-I/ZS 062173	
-	2 ⊕		 Zw = 4,7 mm	AT0-02-1-I 005233		AT0-02-1-I/ZS 002849	
1	1 ⊕		snap-action contact  Zw = 4,5 mm	AT0-11-S-I 000487		AT0-11-S-I/ZS 019459	
Wide enclosures							
							
1	1 ⊕		 Zw = 4,2 mm	AT0-11-1-IA 007606		AT0-11-1-IA/ZS 055053	
1	1 ⊕		 Zw = 4,7 mm	AT0-11-2-IA 009979		AT0-11-2-IA/ZS 095394	
2	- -		 Zw = 4,7 mm	AT0-20-1-IA 014725		AT0-20-1-IA/ZS 081157	
-	2 ⊕		 Zw = 4,7 mm	AT0-02-1-IA 017098		AT0-02-1-IA/ZS 021833	
1	1 ⊕		snap-action contact  Zw = 4,5 mm	AT0-11-S-IA 012352		AT0-11-S-IA/ZS 040816	