


HS-PHA



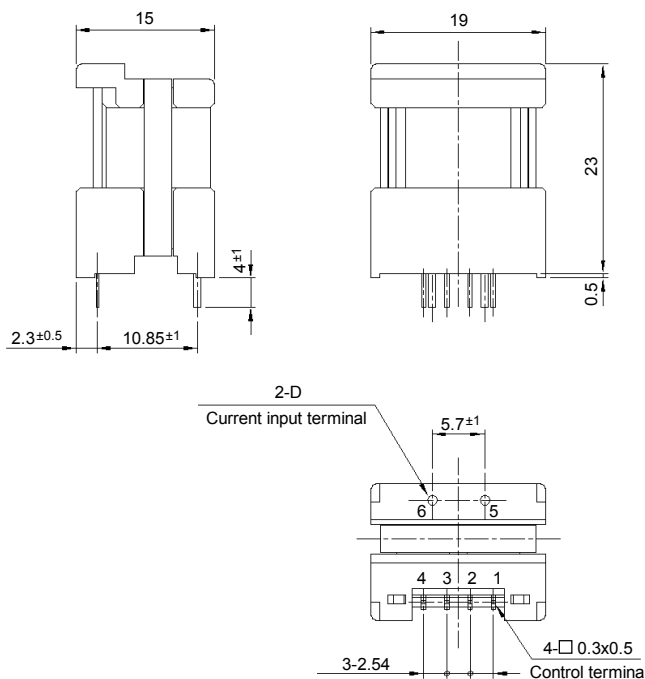
- Rated current 5A ~ 30A
- Realized high precision and compact size
- Superior in response, linearity and temperature characteristics

Applications

Inverters, Servo drivers, Power supply equipment, NC machine tools

Dimensions

(mm)



Dimensions of Current Input Terminals

Size of primary winding	Width D
Φ0.8	Φ0.8
Φ1.0	Φ1.0
Φ1.3	Φ1.3
□ 1.2 x 2	□ 1.2 x 2

- Terminal No.
- 1 - (-) terminal
 - 2 - GND
 - 3 - (+) terminal
 - 4 - Output
 - 5 - (+) input
 - 6 - (-) input

Weight : 12g

General tolerance: ±0.5

Specification

Ta=25°C

Type	Voltage output type			
	HS-PHA05V4B15	HS-PHA10V4B15	HS-PHA20V4B15	HS-PHA30V4B15
Rated current [If]	±5A	±10A	±20A	±30A
Continuously flowing DC current	±3.6A	±7.2A	±14.4A	±21.6A
Saturation current [Is]	±12.5A	±25A	±50A	±75A
Linearity limits	0~±10A	0~±20A	0~±40A	0~±60A
Size of primary winding	Φ0.8	Φ1.0	Φ1.3	Φ1.3
Turns	6	3	1	1
Rated output [Vh]	±4V±1.5% (RL=10kΩ)			
Residual output [Vo]	Within ±30mV			
Output linearity	Within ±0.5%			
Response time	Within 3μs (at di/dt=1f/μs)			
Response performance	Within 20%			
Hysteresis voltage range	Within 50mV			
Output Temp. Coef.	Within ±0.04%/°C			
Residual output Temp. Coef.	Within ±1mV/°C			
Control power supply	±15V±5%			
Consumption current	20mA+(Input current x N)/1270			
Operating Temp.	-10°C~+80°C			
Storage Temp.	-15°C~+85°C			
Dielectric withstand voltage	2500V AC 50/60Hz 1minute			
Insulation resistance	Not less than 500MΩ 500V DC			

Note1) The indicated residual voltage is the one after the core hysteresis is removed.

Note2) Energization time of saturation current shall be within 1 second.

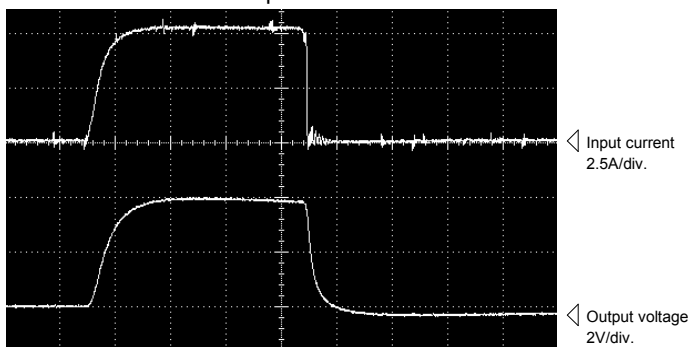
Note3) Energization time of continuous live DC current x150% shall be within 1 minute.

Characteristics chart

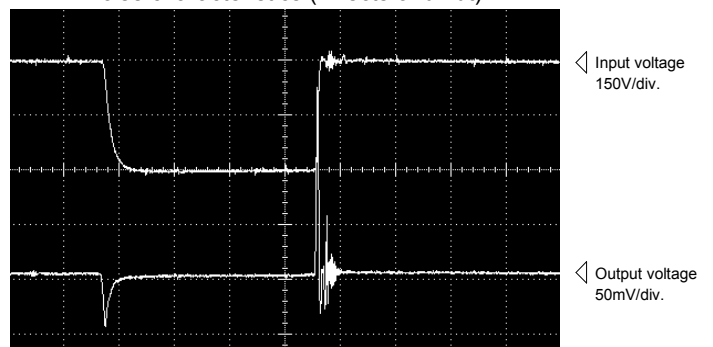
HS-PHA05V4B15 (RL=10kΩ)

5μs/div. Time base

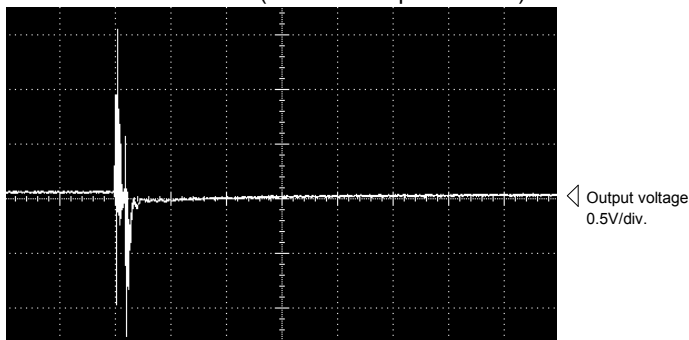
Pulse current response characteristic



Noise characteristics (Effects of dv/dt)

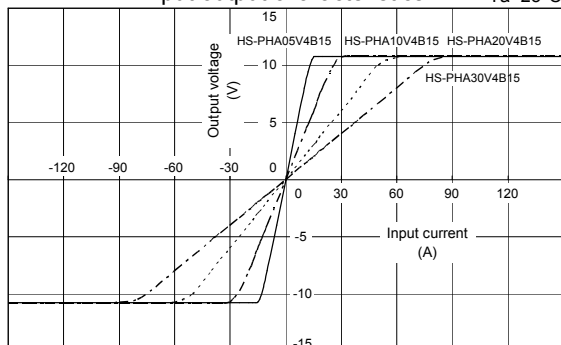


Noise characteristics (Effects of impulse noise)



Input/output characteristics

Ta=25°C



Note: The marks "◁" means 0V or 0A.